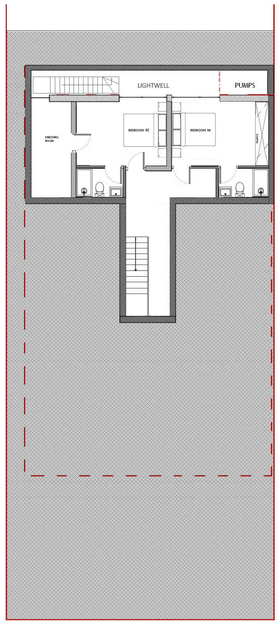

BASEMENT FLOOR PLAN
@SCALE 1:100

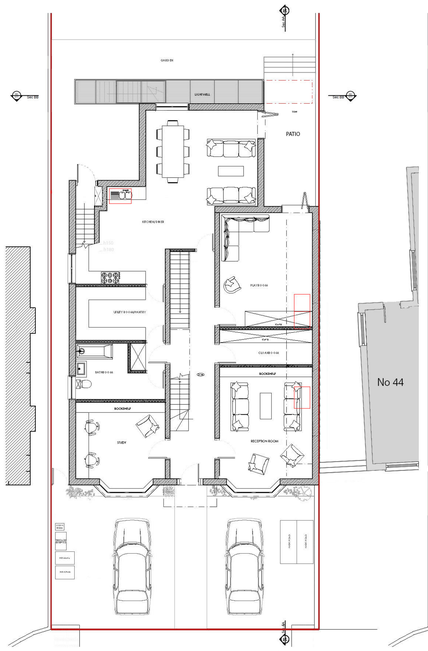

GROUND FLOOR PLAN
@SCALE 1:100

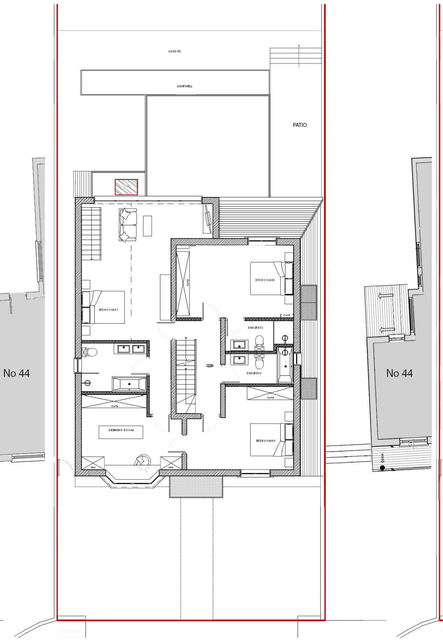

FIRST FLOOR PLAN
@SCALE 1:100

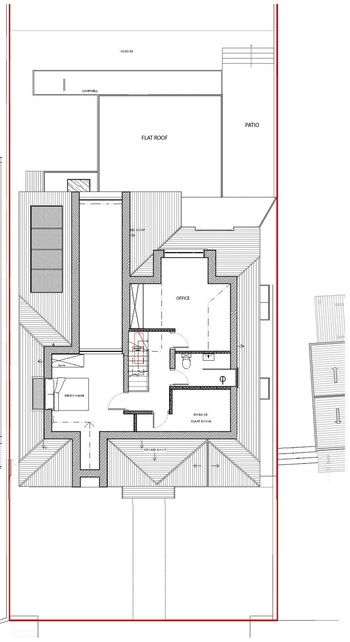

SECOND FLOOR PLAN
@SCALE 1:100

ROOF PLAN
@SCALE 1:100

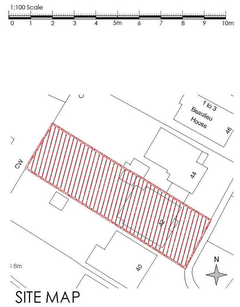

SITE MAP
@SCALE 1:500

SITE MAP
@SCALE 1:1250

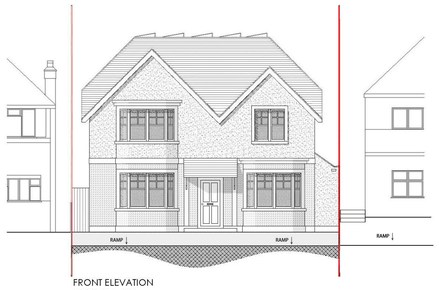

FRONT ELEVATION
@SCALE 1:100

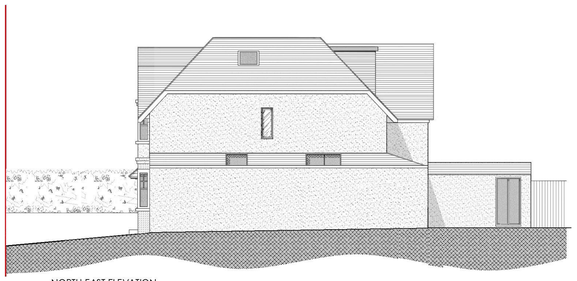

NORTH-EAST ELEVATION
@SCALE 1:100

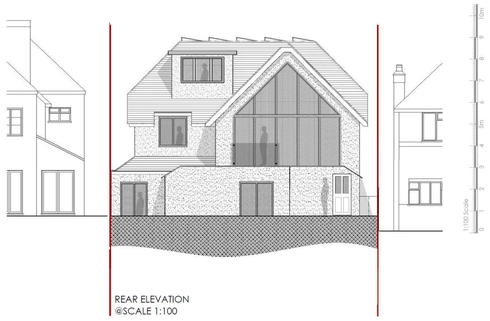

REAR ELEVATION
@SCALE 1:100

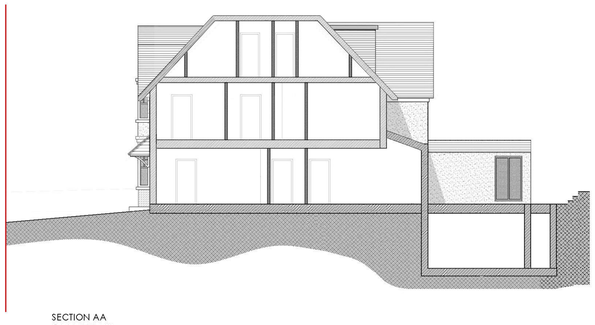

SECTION AA
@SCALE 1:100

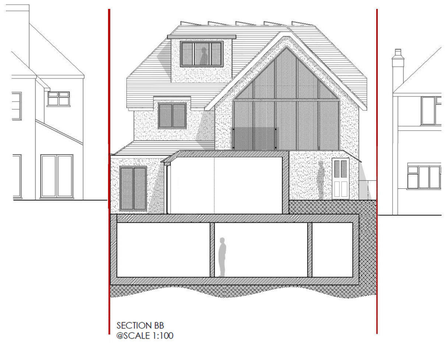

SECTION BB
@SCALE 1:100

REAR ELEVATION
@SCALE 1:100

1:100 Scale
0 1 2 3 4 5m 6 7 8 9 10m

PROJECT TITLE: 42 RAYMOND ROAD, LONDON, SW19 4AP	**DATE:** 10.12.20	**REV**	**BY**	**DATE**	**DESCRIPTION**
	REVISION:	-	XX	00.00.00	DESCRIPTION
DRAWING TITLE: PROPOSED PLANS, SECTIONS & ELEVATIONS	**SCALE:** 1:100, 1:500 & 1:1250 (@A0 LANDSCAPE)				
DRAWING NO: 201210-02					

LEGEND:

WH = Head Height
CH = Cill Hill
= Ceiling Height

1:50 Scale
0 0.5 1 1.5 2 2.5m

1:100 Scale
0 1 2 3 4 5m

1:500 Scale
0 5 10 15 20 25m

1:1250 Scale
0 10 20 30 40 50m

RELEVANT SCALE BARS

NOTES:

- ALL DIMENSIONS ARE IN MILLIMETERS UNLESS OTHERWISE INDICATED.
- FIGURED DIMENSIONS TO BE TAKEN IN PREFERENCE TO SCALED MEASUREMENTS.
- CONTRACTOR IS TO CHECK ALL DIMENSIONS ON THE BUILDING SITE BEFORE COMMENCING WITH SHOP DRAWINGS OR INSTALLATION WORK.
- DO NOT SCALE FROM THIS DRAWING.
- LARGE SCALE DETAILS SUPERSEDE ALL OTHERS.
- PRIOR TO CONSTRUCTION, THE CONTRACTOR IS TO PROVIDE SHOP DRAWINGS FOR BARNES DESIGN'S APPROVAL.
- THIS DRAWING IS TO BE READ IN CONJUNCTION WITH THE SPECIFICATIONS AND SCHEDULES.

©

THIS DRAWING HAS THE COPYRIGHT OF **BOYAN** DESIGN AND MUST NOT BE RETAINED, COPIED OR USED WITHOUT **BOYAN** DESIGN'S PERMISSION.

BOYAN™ DESIGN
www.BoyanDesign.com

e: info@boyandesign.com
t: 07713658965

This page is intentionally left blank.